

# **Adaptive PayPal** **Document**

## **Paypal Configuration:**

How to check PayPal Transaction?

Use PayPal details :

### **For donor use paypal details:**

Email-[anita.rockersinfo@gmail.com](mailto:anita.rockersinfo@gmail.com)

Password-india007

### **For Project Owner paypal details:**

Email-[ankit.rockersinfo@gmail.com](mailto:ankit.rockersinfo@gmail.com)

Password-india007

### **For Admin paypal details:**

Email-[mihir.test.rockersinfo@gmail.com](mailto:mihir.test.rockersinfo@gmail.com)

Password-india007

First you need to donate on project [Paypal details test](#).

For example: I have made two contributions having amount \$600.

## Admin side:

### Paypal Adaptive Payment Gateway

Paypal Adaptive Payment Gateway

Payment Module

Site Status

Sandbox

Paypal Application Id

APP-80W284485P519543T

(ex :: APP-80W284485P519543T)

Paypal Email Id

mihir.test.rockersinfo@gmail.com

Paypal API Username

mihir.test.rockersinfo\_api1.gmail.com

Paypal API Password

1377498678

Paypal API Signature

AFcWxV21C7fd0v3bYYYRCpSSRl31AWG1

(If active then you have to set cron job for every 5 minutes with this URL.  
http://groupfund.me/cron/cron\_preapprove  
Ex :: curl -s -o /dev/null http://groupfund.me/cron/cron\_preapprove)

Paypal Fees taken from

Project Owner

PayPal First Name

rakesh

PayPal Last Name

patel

Paypal Email Id

rakesh007\_patel@yahoo.co.in

Update

Cancel

Steps to follow:

1. Go to <http://cakephpcoder.com/sharing-raising/>
2. You will find [Paypal details test](#) project on home page.
3. Click on that project to contribute on project.

groupfund.me

Browse Create My Projects search by title Q Hi, Jayu

**Paypal details test**  
Paypal details test  
Nature - Baroda , India  
By clicking on project it will redirect to project detail page.

Follow

Click on Contribute Now button

Contribute Now

\$0.00 raised | \$600.00 goal | 6 days left

Description Updates Comments Funders Project Followers

Share This Campaign: <http://tinyurl.com/pudeebf>

Like 0 Tweet 0 Share +1 0 <> Embed

Paypal details test

Paypal details test

Jayshree Patel  
N/A  
Contact me Follow

**Flexible Funding Campaign**  
This campaign started on September 24 and will close on October 1, 2014, 7:36 am.

\$100.00  
Pledge for perk

Pledge for perk  
0 Out of 12 Claimed

Contribute Now

Now follow upcoming steps:

groupfund.me

Browse

Create

My Projects

search by title

Hi, Jayu

## Donation

### Pick your reward!

Pick a perk.

☐ \$100.00 :

Pledge for perk

Pledge for perk

0 out of 12 Claimed

☒

No Perk, just a contribution!

I am going to donate \$600

Enter your total contribution amount.

600

### Personalization

Select how you would like your contribution to be displayed on the public campaign page..

Privacy

☒ Visible: Show your (or their) name and amount.

☐ Identity-Only: Show your (or their) name, but hide the amount.

☐ Anonymous

### Comment

Add a public comment - great for voicing your support and personalizing your contribution..

Public Comment

Donated \$600 on Paypal details test


### Payment

Payment Method

Contribute via PayPal

Click

Contribute



Paypal details test

Paypal details test

\$0.00

raised

6

days left

Rockers Technologies

After clicking on contribute now button,

### mihir test's Test Store

#### Your preapproved payment summary

Details

**Name** mihir test's Test Store  
**Start date** Sep 24, 2014  
**End date** Oct 1, 2014


After clicking on Contribute button,  
it will redirect to PayPal website.  
Here, use donor's account details.

Email:anita.rockersinfo@gmail.com  
Password:india007

I have mentioned details at the begining  
of the document.

#### Choose a way to pay

##### Log in to your PayPal account



Email address





Password

[Log In](#)

[Problem with login?](#)

##### Don't have a PayPal account?

It's easy to create one.



[Cancel preapproval and return to mihir test's Test Store](#)

After clicking on login button:

## mihir test's Test Store

### Your preapproved payment summary

Details

**Name** mihir test's Test Store

**Start date** Sep 24, 2014

**End date** Oct 1, 2014

**Donor can see Donation amount,  
Project name on which donation is to be done,  
Project owner name and Site URL.**

### Review your information

PayPal

Details

Name mihir test's Test Store

Start date Sep 24, 2014

End date Oct 1, 2014

Maximum number of payments 1

Memo Project : Paypal details test(27), Amount : 600.00, Project Owner : Jayshree Patel, On Site : http://cakephpcoder.com/sharing-raising/

Payment method

Primary Funding Source PayPal balance [What's this?](#)

Secondary Funding Source Not Specified [Change](#)

[Add Credit Card](#)

By clicking Approve, I agree to allow mihir test's Test Store to automatically charge future payments to my PayPal account. To cancel this agreement, go to the **My money** section in your Profile and click **My preapproved payments**.

Click on approve

Approve

Cancel

[Site Feedback](#) [+]

PayPal. The safer, easier way to pay. For more information, read our [User Agreement](#) and [Privacy Policy](#).

Test Site

After clicking on approve button following screen will be displayed.

### mihir test's Test Store


#### Your preapproved payment summary

Details

**Name** mihir test's Test Store  
**Start date** Sep 24, 2014  
**End date** Oct 1, 2014

After clicking on approve button,  
this page will be displayed.  
Here, user can see Preapproval key for  
his payment.

### Thank you for signing up



anita, you've successfully signed up for preapproved payments.

An email has been sent to anita.rockersinfo@gmail.com with your preapproval key PA-4YS898013R6803602

Click on return button. [Return](#) to mihir test's Test Store


You will be redirected to mihir test's Test Store in a few seconds



After clicking on return button,

It will redirect to home page of site with done index.

Success message will be displayed as “Your donation done successfully”.



Now notice that donated amount is displayed on home page.

For project Paypal details test:

Goal: \$600

Raised: \$1200

I have made two contributions having amount \$600.

The screenshot shows the 'Paypal details test' project page on groupfund.me. The page features a header with navigation links (Browse, Create, My Projects) and a search bar. The project details include a title, description, location (Nature - Baroda, India), and a 'Follow' button. A summary box highlights the raised amount (\$1,200.00), goal (\$600.00), and time remaining (6 days left). Below this, a 'Contribute Now' button is visible. The 'Funders' tab is selected, displaying a list of contributors. Two contributions from Jayu Patel are shown, each for \$600.00. A 'Flexible Funding Campaign' section is also present, along with a 'Pledge for perk' section.

Description	Updates	Comments	Funders	Project Followers
<p><b>Jayu Patel</b> 09/24/2014 \$600.00</p> <p><b>Jayu Patel</b> 09/24/2014 \$600.00 - Donated \$600 on Paypal details test</p>				

To close project, you can run cron job manually using following or you can set from cpanel

[http://cakephpcoder.com/sharing-raising/cron/cron\\_preapprove](http://cakephpcoder.com/sharing-raising/cron/cron_preapprove)

After successful run of cron job, project status changes to Successful.

Now, You can check all three pay pal account for donor, owner and administrator for PayPal transaction.